

# 3M™ PBPO/C NG for Couplings



Symetric PBPO NG with external anchoring

## Symetric Floor Box

Interface between the riser cable and the customer drops cables .  
Installation on mid span access cables or on window cut cables .

### Design

A pathway for the vertical cable with dual anchoring , on the right and on the left of the coiling area .

A coiling storage area for uncut or pending fibres and micro structures .

A ramp of organiser 4 slots that can be placed on the right or on the left according to the pathway of the riser cable and that can be equipped with up to 4 cassettes thick of 5 mm , for 12 fusion splices .

### Floor Box

The pertimated drop cables are connected on SC or duplex LC couplings .

As option :

A cover allows to hide and protect the cables entries .

This symmetric floor box can be fixed at a distance of 52 mm from the wall , in case of installation on lay out of cables , by using a bracket and a back mount frame ( this one to protect against dust invasion ) .

### Features

- Compact Box with sliding cover
- Symetric design
- Dual anchorage for main feeder
- Large coiling storage area for micro modules , loose tubes fibres or even bare fibers
- Organiser type BPEO Evolution, 4 SLOTS


### Benefits

- Fits in narrow riser locations
- Manage any riser cable pathway
- Mounting on window cut cable , mid span access cable or splicing of two cables
- Manage any configurations also secure bare fibres protection ( no need for over tubes )
- Large possible combination of cassettes

## Specifications

---

### Dimensions :



Stand Alone Box : Length x Width x Height ( mm ) = 204 x 158 x 50




Box with Cover : Length x Width x Height ( mm ) = 300 x 158 x 50

Material	Plastic V0 Flame retardant
Color	White - RAL 9010
Ingress Protection	IP 40 / IK 07
Cables diameters	Feeder cables : 13,5 mm maximum Drop cables: 4,5 mm maximum
Cables anchorages	Feeder cables: on 2 holders with 2 cables ties ( supplied ) Drop cables : 16 positions for SC adaptors for each preterminated drops .
Splicing	Organiser 4 SLOTS for up to 4 cassettes 5 mm or 2 cassettes 10 mm BPEO Evolution Maximum Splicing Capacity : 48 fusions with heat shrink termo sleeves Splicing cassettes to be ordered separately
Fixation on wall	Screws of 4 mm ( supplied with dowels )

## Ordering Information

### Ref. No.




PBPO/C NG for couplings  
Equipped with 4 SLOTS organiser  
Packing by 10 pcs , individual bag for each

N501760A 501760

## Accessories

### Ref. No.



Protection Cover for PBPO NG  
Packaging per 10 pieces

N681288T 530239



Mounting Bracket Kit with backmount frame  
Packaging per 10 pieces in individual bag

711833T 530240

### Important Notice

The details contained in this literature have been carefully prepared from information available to 3M at the time of its production. However, it is not intended to be relied upon for purposes of product specification and you should contact your sales representative if specification details are required. Because of the wide variety of processes and conditions in which these products may be used, the user should first carry out tests to determine the suitability of the products for the particular use intended. All questions of warranty and liability relating to 3M products are governed by the selling 3M subsidiary's Terms of Sale subject where applicable to the prevailing law.

3M is trademark of the 3M company. SID is a trademark of Quante AG.



#### 3M Telecommunications

Europe, Middle East & Africa

c/o 3M Deutschland GmbH

Carl-Schurz-Straße 1

41453 Neuss - Germany

Tel.: ++49 (0)2131 / 14-5999

Fax: ++49 (0)2131 / 14-5998

Internet: [www.3MTelecommunications.com/eu](http://www.3MTelecommunications.com/eu)

Rights reserved to make technical alternations.

Edition 07-401-33100 Ind.0